

Artwork Kit

Please print off the artwork kit and fill out all the information for your Semicustom jerseys.

When you are finished filling out the Artwork Kit, fax it back to Atac Sportswear at 1-888-827-3483 or e-mail it to art@bikeatac.com.

Please send all logos to art@bikeatac.com

Please check out our Semicustoms and Color Your Own Program to help you with your Semicustom choice:

<http://www.bikeatac.com/semicustom/semi-custom.html>

Your Semicustom Info:

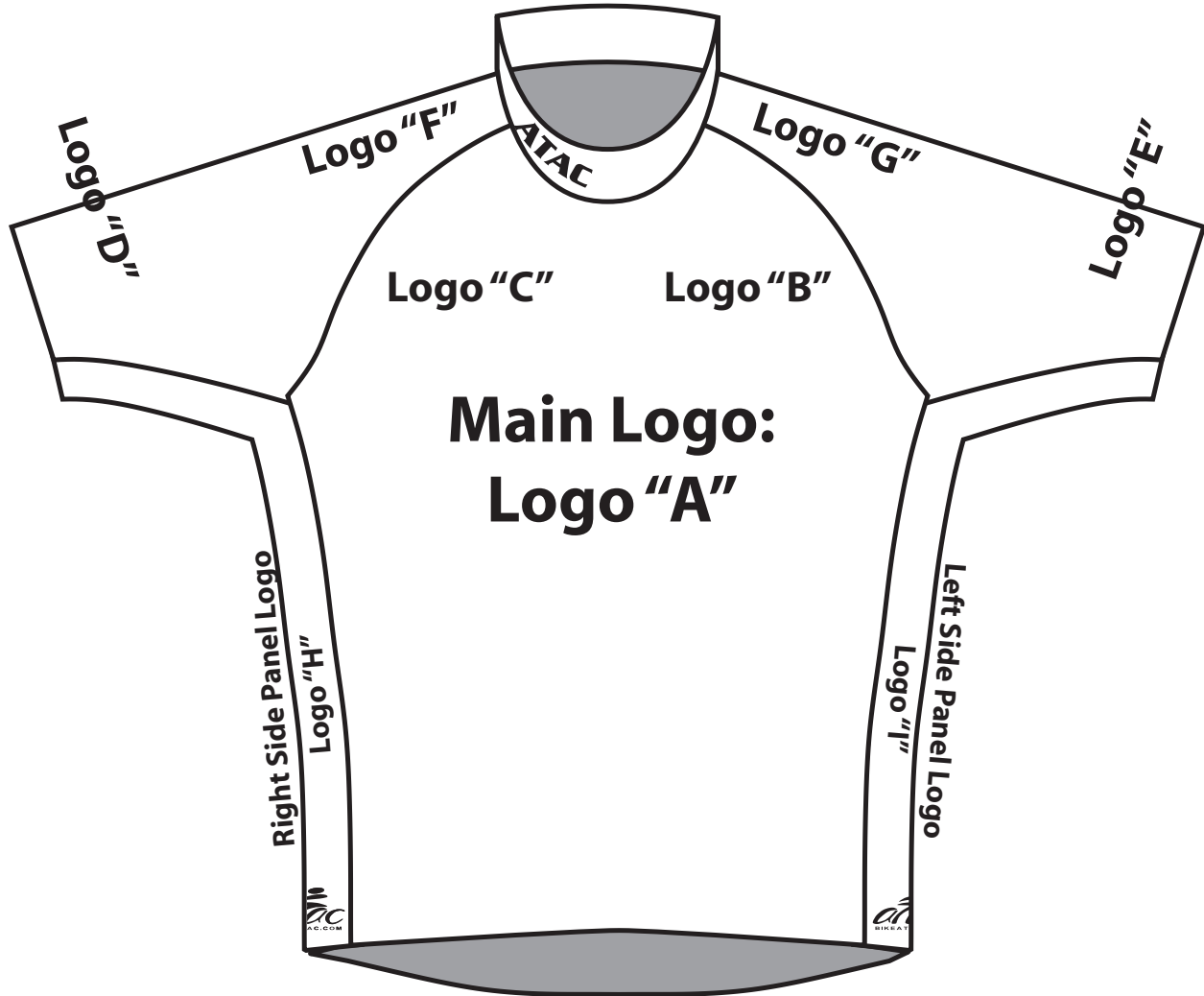
Semicustom Design: _____

Main Color: _____

Second Color: _____

Third Color: _____

Jersey Logo Placement (Front)



Logo "A": _____

Logo "B": _____

Logo "C": _____

Logo "D": _____

Logo "E": _____

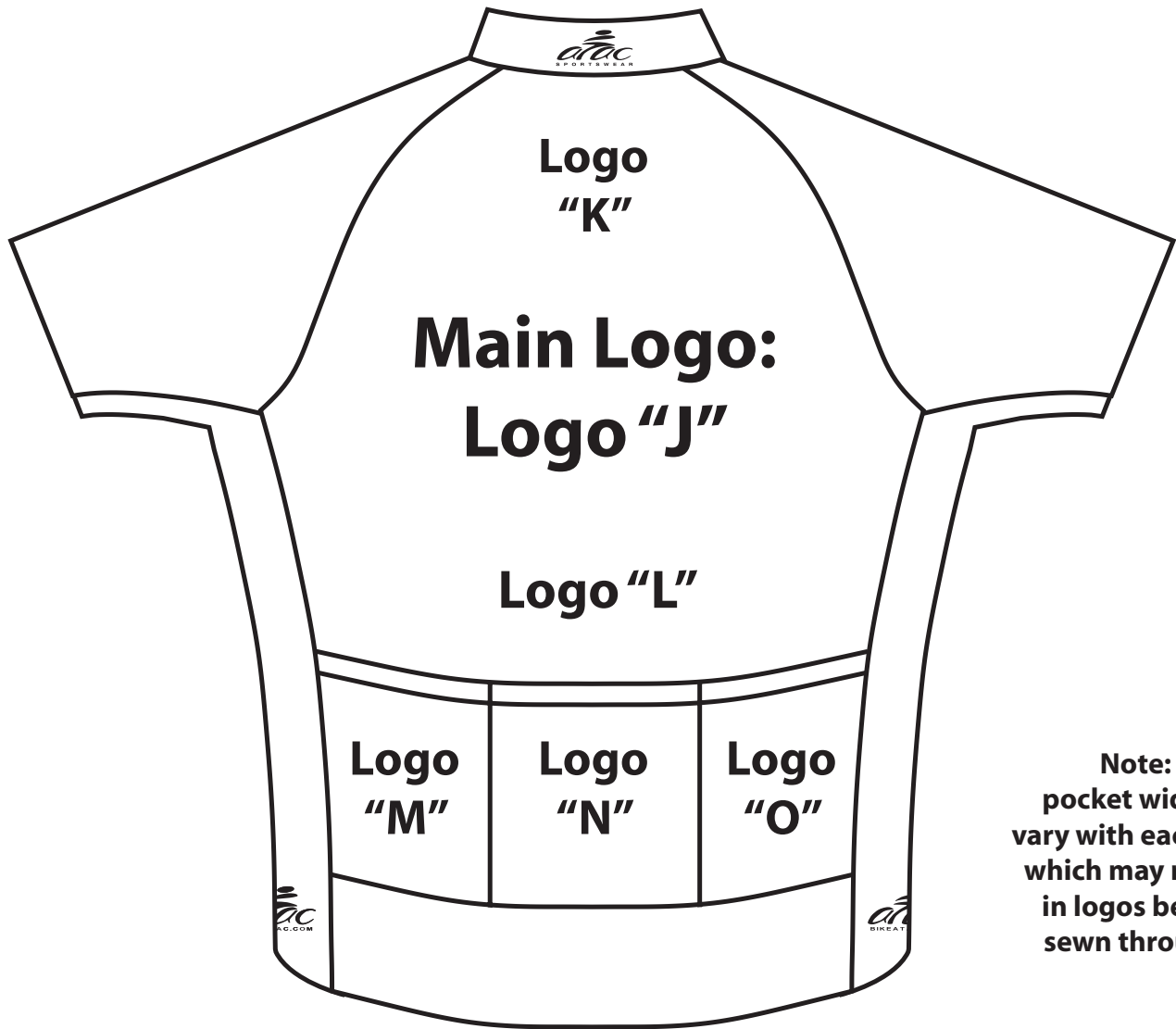
Logo "F": _____

Logo "G": _____

Logo "H": _____

Logo "I": _____

Jersey Logo Placement (Back)



Logo "J": _____

Logo "K": _____


Logo "L": _____

Logo "M": _____

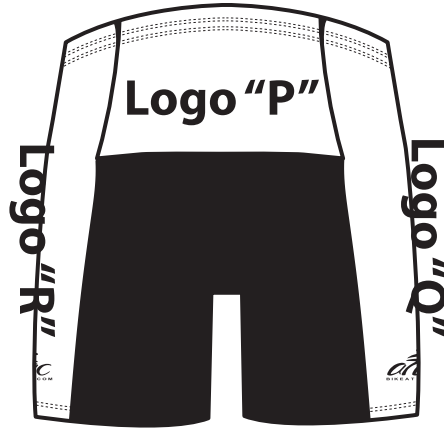
Logo "N": _____

Logo "O": _____

Short Logo Placement



Right Side View



Back View



Left Side View

Logo "P"*: _____

Logo "Q": _____

Logo "R": _____

* There is no "Logo 'P'" option on Women's 6 Panel Shorts and Tri Shorts

Short Artwork

On the Short Mockups above, the panels that are solid black *only come in black*. For the white panels there are 2 options for the artwork. Please select one of the following:

Artwork that matches the semicustom design

Solid Color Panels:

Panel Labeled "Logo 'P'" Color: _____

Panel Labeled "Logo 'Q'" Color: _____

Panel Labeled "Logo 'R'" Color: _____

**Note: On Jersey and Short illustrations the Atac logo is placed in the standard Atac logo placement. Atac logos will be on the Proof and Final Product.

Artwork Information:

1. All artwork must be in vector format, as opposed to raster or bitmap format. We prefer Adobe Illustrator. You should be able to get your logos in vector format from the artist who created the artwork as graphics are almost always created in vector before saving to another format. Check with your sponsors.

If you would like know more information on Vector please check out:

<http://www.bikeatac.com/ordering/vectorvsbitmap.htm>

2. Web graphics are not accepted. The resolution is too low.

3. JPEG files are not accepted, they must be original Vector format. Saving the JPG in an Illustrator file will not work.

4. All fonts must be converted to outlines.

A tutorial on converting fonts to outlines is available here:

<http://www.bikeatac.com/ordering/convertingfontstooutlines.htm>

5. For color matching we need pantone numbers for all colors.

Our full Pantone chart is available here:

<http://www.bikeatac.com/ordering/colorchart.htm>

We also offer custom color matching for Pantones not available on our chart, but there is an artwork charge of \$75/Color

6. Please make sure there is no overprint on your logos. To check for this in Illustrator, click on "View" from the scroll down menu and then select the option, "Overprint Preview". If the logos do not look the same, you have an overprint that needs to be removed in the Attributes Pallet.

7. If you have a logo that is in Bitmap format, and there is no available vector, we do offer logo reconstruction services but there is an Artwork Charge. Logo reconstruction is charged at \$55/hour. If you would like a quote please send the logo to art@bikeatac.com with a request for a quote.

8. Email logos to art@bikeatac.com.

If your files are larger than 10MB they can be sent in on a CD or DVD or uploaded to our FTP site.

FTP Information:

Host: www.bikeatac.com

User: atacartwork

Password: client

** Please email us if you upload to our FTP

9. When you've sent in all your logos and artwork specs we will send you a proof for you to review. At this time please check:

- Are all your logos included?
- Are your logos in the correct place?
- Are your logos in the correct orientation?
- Are your pantone colors correct?

At this time you'll be given an opportunity to make any changes you'd like to the proof and a second proof will be sent to you at no charge. Any additional proofs will be charged at \$75/proof.

10. After you've sent in all your logos please allow up to 3 days to receive your proof. If you send in changes please allow up to 3 days for your revised proof.

We understand that for many this is their first time setting up artwork for Jerseys and the job can be very daunting so if you have any questions/concerns about artwork please contact Lisa at art@bikeatac.com before your artwork is due in to make sure that we can keep you on schedule.